

Success Highways™

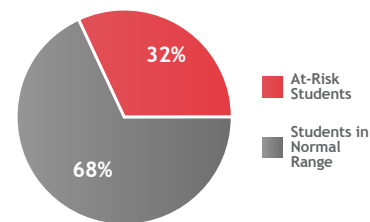
Drive Achievement Through Resiliency™

Success Highways™ validated resiliency assessments and reports measure students' aptitude and provide early-warning reports that identify the root cause of academic success or failure. Using Success Highways, educators can identify which students are at risk of academic failure and/or dropping out and why they struggle.

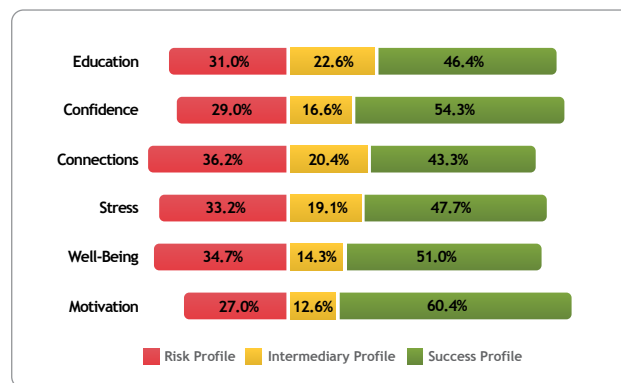
- **Revving Up (pre) and Moving On (post) assessments** in online or print formats capture initial benchmarks and progress via 108 survey questions.
- **Automated scoring tools** calculate performance using scientifically-normed measures.
- **District, school, classroom, and individual results** reveal overall scores and improvement, Academic Risk Index profiles, and demographic subgroup performance.
- **¡Adelante! and ¡Alistate!**, Spanish versions, make it easy to assess English Learners.

Student ID	Academic Risk Index
603401	
605322	
607790	

Academic Risk Index™ Reports identify which students are most at risk.



Students Most At-Risk



Reports identify student academic Risk and Success Profiles.

Academic Resiliency Skills

Understanding of education's relevance in achieving life goals
Academic confidence
Connectedness to others

Stress management skills
Balanced sense of well-being
Intrinsic motivation



Early-warning assessments are available in online or print formats.



District and school reports provide insight on overall and individual student performance.

Ideal for early-warning systems; aligned with Response to Intervention frameworks

GRADE LEVELS: Middle and high school

LENGTH: 20-30 minutes per assessment

IMPLEMENTATION MODELS:

- ✓ Core classroom
- ✓ Middle school or freshman transition/academies
- ✓ Tier I or Tier II social-behavioral interventions
- ✓ Advisory/counseling sessions
- ✓ Extended learning or after-school programs

FUNDING ALIGNMENT: Title I, RTTT, i3, High School Graduation Initiative, School Improvement Funds, 21st CCLC, TRIO, GEAR UP, IDEA/RTI, Safe and Supportive Schools, and more

ASSESSMENTS

20-30 minutes per assessment

The *Success Highways: Revving Up* (pre) and *Moving On* (post) resiliency assessments measure the six interrelated resiliency skills that are associated with increased student engagement, achievement, and graduation rates. Choose to administer the assessments via an online or print format, or in English or Spanish.

REPORTS THAT PREDICT ACADEMIC SUCCESS

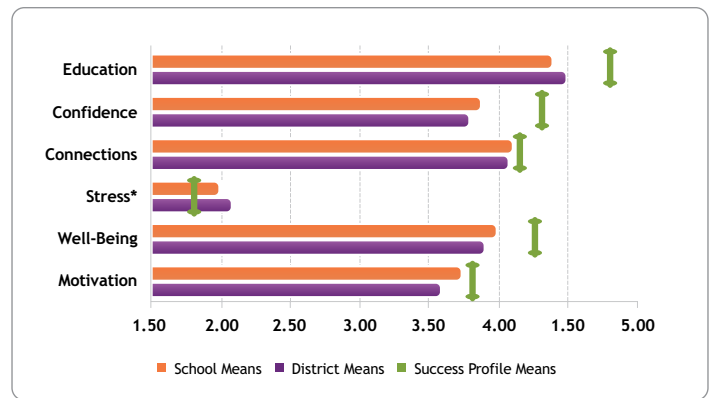
District and school reports with aggregate and individual student data

Robust *Success Highways* reports allow administrators and teachers to use resiliency data as part of a comprehensive, early-warning system.

Needs Assessment Report

This diagnostic report for *Revving Up* allows educators to design a comprehensive intervention plan to address student social-emotional needs.

- *Means Comparison Analysis* – aggregated results compared to established averages of successful and at-risk students
- *Academic Risk and Success Profiles Analysis* – overall analysis of students with Risk and Success Profiles; percentage of at-risk students determined by the *Academic Risk Index™*
- *Individual Resiliency Analysis by Class* – student-level results across each skill, grouped by class
- *High-Risk Analysis* – a subset of students who are most at-risk, with Risk Profile scores



Means Comparison Analysis Report

Resiliency Skills Assessment Report

This summative report for *Moving On* compares progress from *Revving Up* and allows educators to determine if additional interventions are needed. The report contains resiliency data described in the *Needs Assessment Report*, plus the following additional analyses.

- *Impact of Success Highways* – improvement data, complete with gender, race/ethnicity, and class breakdowns
- *Resiliency Gains Analysis* – student-level improvement percentages

Student ID	Academic Risk Index	Education	Confidence	Connections	Stress	Well-Being	Motivation
603401	▲	■	■	■	■	■	■
605322		■	■	■	■	■	■
607790		■	■	■	■	■	■
611037	▲	■	■	■	■	■	■
614989	▲	■	■	■	■	■	■

Individual Resiliency Analysis

PROFESSIONAL DEVELOPMENT

Flexible models based on school needs

- **Data consultations** help administrators interpret reports and/or activate interventions.
- **Hands-on sessions** prepare teachers to deliver the assessments and/or curriculum.
- **Follow-up sessions** (on-site or via the Web) amplify knowledge of resiliency and learner engagement strategies.